

18/2020 - 24 January 2020

First estimates of tourism in the EU in 2019

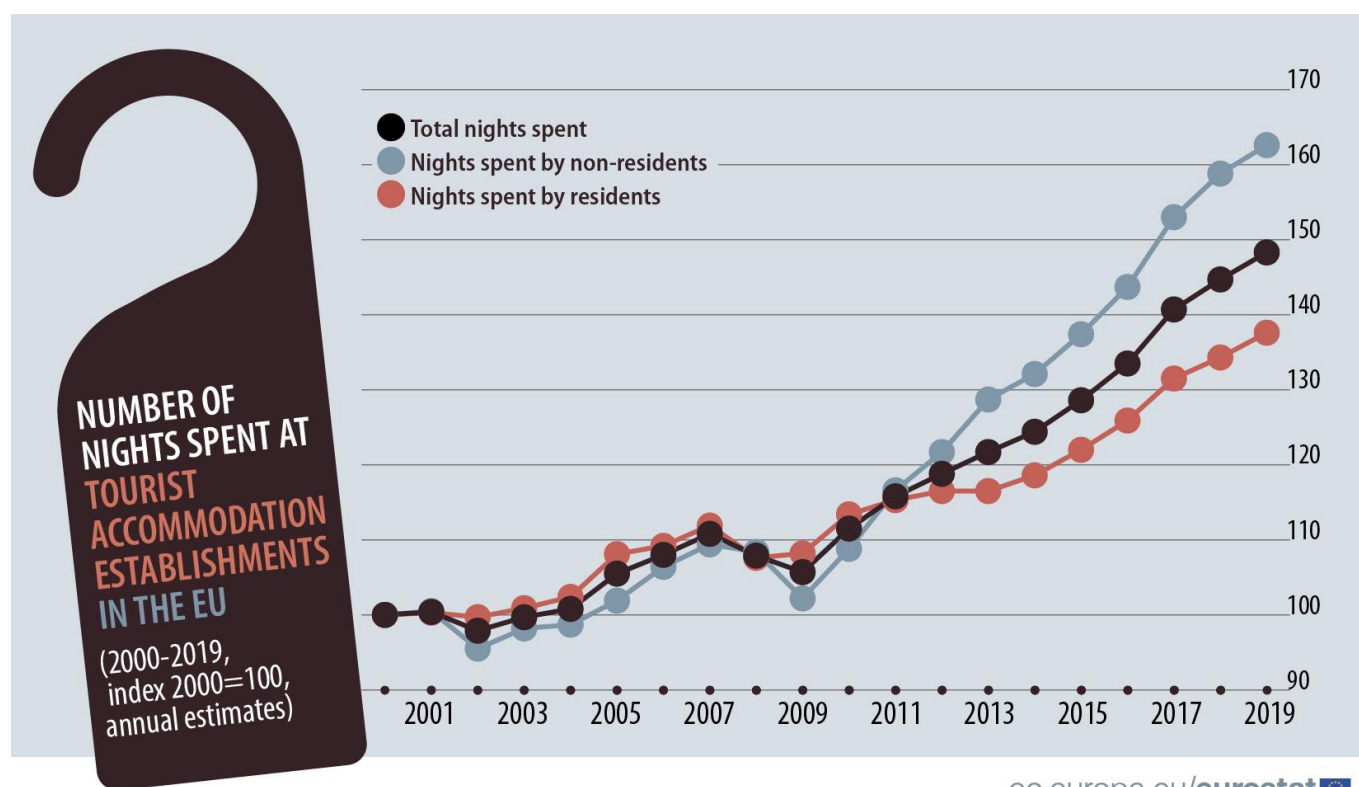
Number of nights spent in the EU up by 2.4%

Largest increases in Slovakia and Lithuania

In 2019, the number of nights spent in tourist accommodation in the **European Union (EU)** is expected to have reached more than 3.2 billion, up by 2.4% compared with 2018. Since 2009, there has been a steady increase in the number of nights spent in tourist accommodation establishments in the **EU**, notably driven by a rise in nights spent by non-residents of the country visited.

In 2019, **Spain** (469 million nights, +0.5% compared with 2018) retained its lead, ahead of **France** (446 mn, +0.8%), **Germany** (436 mn, +4.0%), **Italy** (433 mn, +0.9%) and the **United Kingdom** (375 mn, +5.7%).

These early estimates, which include nights spent whether for business or leisure, come from an [article](#) issued by Eurostat, the statistical office of the European Union.



Highest growth in tourism nights in Slovakia and Lithuania

The number of nights spent in tourist accommodation in 2019 grew in nearly all Member States, with the largest increases being observed in **Slovakia** (+12.6%) and **Lithuania** (+10.0%), followed by the **Netherlands** (+6.8%), the **United Kingdom** (+5.7%) and **Romania** (+5.6%).

In contrast, the only decreases were registered in **Greece** (-3.0%) and **Malta** (-2.7%).

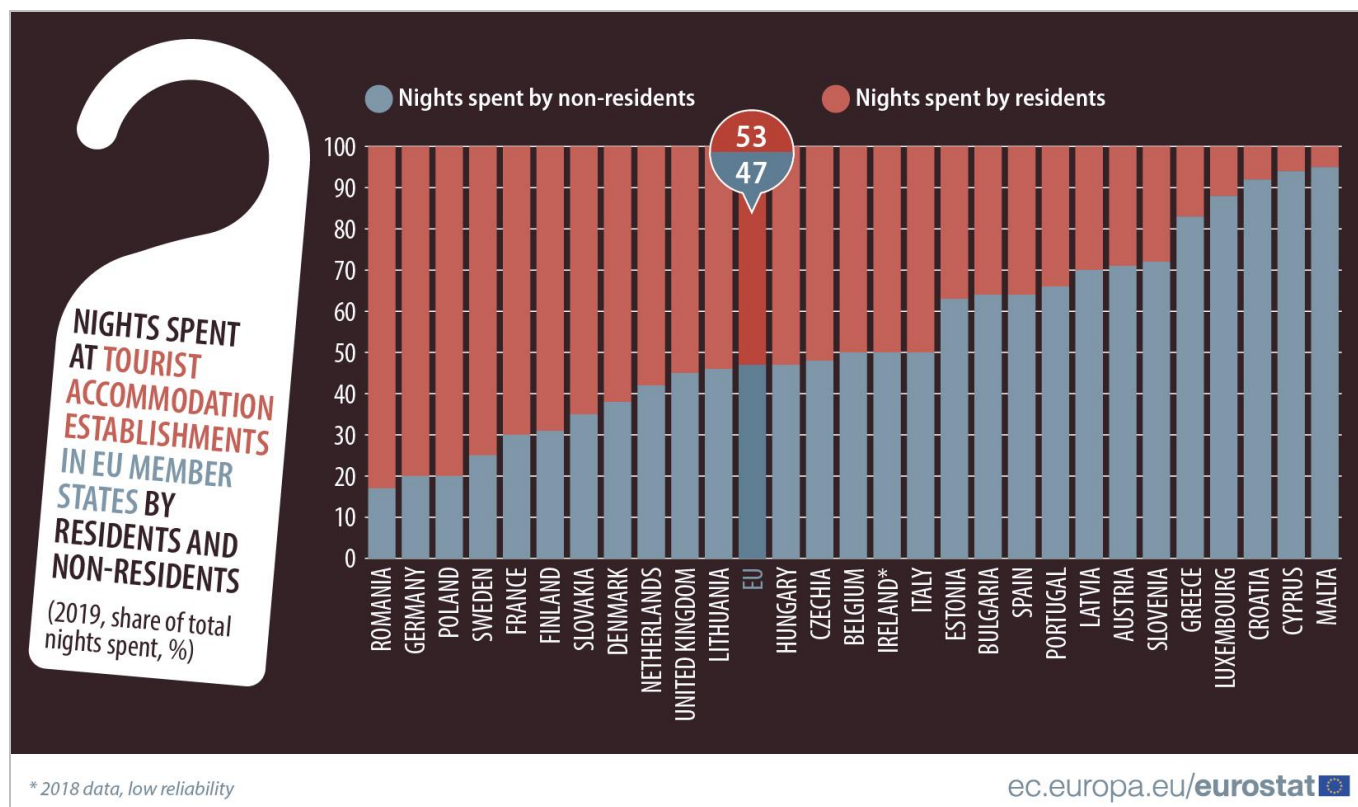
Share of nights spent by residents highest in Romania, nights spent by non-residents highest in Malta

In the **EU**, the number of nights spent in tourist accommodation by residents grew at the same pace (+2.4%) between 2018 and 2019 as those spent by non-residents (+2.4%).

Almost every EU Member State recorded an increase in the number of tourism nights spent by residents, with the highest increases recorded in **Slovakia** (+15.1%), **Cyprus** (+13.0%), **Croatia** (+10.0%), **Lithuania** (+9.9%) and **Malta** (+9.2%).

Similarly, the number of tourism nights spent by non-residents rose in a majority of EU Member States, with the largest increases registered in the **United Kingdom** (+19.2%), the **Netherlands** (+10.6%), **Lithuania** (+10.0%) and **Slovakia** (+8.4%).

Within the EU Member States, the largest shares of nights spent by residents were recorded in **Romania** (83% of total nights spent), **Germany** and **Poland** (both 80%) as well as **Sweden** (75%). In contrast, the largest shares of nights spent by non-residents were registered in **Malta** (95% of total nights spent), **Cyprus** (94%), **Croatia** (92%) and **Luxembourg** (88%).



Methods and definitions

Data are collected by the competent national authorities of the Member States and are compiled according to a harmonised methodology established by EU regulations before transmission to Eurostat. Surveys on the occupancy of accommodation establishments are generally conducted on a monthly basis, and cover at least all tourist accommodation establishments having ten or more bed places (for Member States accounting for less than 1% of the total annual number of nights spent at tourist accommodation establishments in the EU: twenty or more bed places).

In this publication, estimates for the entire year 2019 were obtained by extrapolating the evolution for the first ten or eleven months of the year to the remaining months.

Under the Statistical classification of economic activities (NACE Rev. 2), **tourist accommodation establishments** include:

Hotels and similar accommodation (NACE 55.1): Provision of accommodation, rented typically on a daily or weekly basis, principally for short stays by visitors. This includes the provision of furnished accommodation in guest rooms and suites. Services include daily cleaning and bed-making. A range of additional services may be provided such as food and beverage services, parking, laundry services, swimming pools and exercise rooms, recreational facilities as well as conference and convention facilities. It includes accommodation provided by hotels (and similar establishments, for instance operating under the name 'bed & breakfast'), resort hotels, suite/apartment hotels and motels.

Holiday and other short-stay accommodation (NACE 55.2): Provision of accommodation, rented typically on a daily or weekly basis, principally for short stays by visitors, in self-contained space consisting of complete furnished rooms or areas for living/dining and sleeping, with cooking facilities or fully equipped kitchens. This may take the form of apartments or flats in small free-standing multi-storey buildings or clusters of buildings, or single storey bungalows, chalets, cottages and cabins. Very minimal complementary services, if any, are provided. It includes accommodation provided by holiday homes for children and other holiday homes, visitor flats and bungalows, cottages and cabins without housekeeping services and youth hostels and mountain refuges.

Camping grounds, recreational vehicle and trailer parks (NACE 55.3): Accommodation in campgrounds, trailer parks, recreational camps and fishing and hunting camps for short stay visitors, provision of space and facilities for recreational vehicles and protective shelters or plain bivouac facilities for placing tents and/or sleeping bags.

The number of **nights** includes nights spent by both residents and non-residents, whether for business or leisure.

EU aggregate of nights spent by non-residents is the sum of nights spent by EU residents visiting other EU Member States as well as nights spent by non-EU residents.

For more information

Eurostat [website section](#) dedicated to statistics on tourism

Eurostat [database](#) on tourism

Eurostat [Statistics Explained article](#) on nights spent at tourist accommodation establishments

Issued by: **Eurostat Press Office**


Natalia PETROVOVA
Tel: +352-4301-33444
eurostat-pressoffice@ec.europa.eu

For further information on the publication:

Christophe DEMUNTER
Tel: +352-4301-36565
eurostat-tour@ec.europa.eu

 **Media requests:** eurostat-mediasupport@ec.europa.eu / Tel: +352-4301-33 408

 [EurostatStatistics](#)

 ec.europa.eu/eurostat

 [@EU_Eurostat](#)

Nights spent at tourist accommodation establishments

	2019, in millions			Share of nights spent by non-residents in total nights spent, 2019, %	Change 2019/2018, %		
	Total	Non-residents	Residents		Total	of which:	
						Non-residents	Residents
EU*	3 220.8	1 505.5	1 715.4	47	2.4	2.4	2.4
Belgium	42.1	21.1	21.1	50	1.9	2.4	1.5
Bulgaria	27.1	17.4	9.6	64	0.8	-1.8	6.0
Czechia	56.8	27.2	29.6	48	2.2	1.5	2.9
Denmark	34.2	12.9	21.3	38	2.7	2.3	3.0
Germany	436.3	88.9	347.4	20	4.0	2.3	4.4
Estonia	6.9	4.4	2.6	63	4.7	4.2	5.5
Ireland**	33.4	16.8	16.6	50	:	:	:
Greece	119.4	99.6	19.7	83	-3.0	-2.9	-3.7
Spain	469.5	299.3	170.1	64	0.5	-0.6	2.5
France	446.1	136.0	310.2	30	0.8	-3.4	2.7
Croatia	91.2	84.1	7.1	92	1.8	1.1	10.0
Italy	432.6	217.7	214.9	50	0.9	0.6	1.2
Cyprus	18.0	16.9	1.0	94	4.7	4.2	13.0
Latvia	5.5	3.8	1.7	70	2.2	2.3	1.9
Lithuania	8.9	4.1	4.8	46	10.0	10.0	9.9
Luxembourg	2.9	2.6	0.3	88	0.2	0.2	-0.0
Hungary	32.9	15.5	17.4	47	0.2	1.1	-0.5
Malta	9.8	9.4	0.5	95	-2.7	-3.2	9.2
Netherlands	124.0	52.0	72.0	42	6.8	10.6	4.2
Austria	127.5	91.0	36.5	71	1.8	1.9	1.4
Poland	93.4	18.7	74.7	20	5.1	5.2	5.0
Portugal	76.9	51.1	25.8	66	3.4	2.6	5.0
Romania	30.1	5.2	24.8	17	5.6	-1.5	7.3
Slovenia	15.9	11.5	4.4	72	1.6	2.9	-1.7
Slovakia	17.1	6.0	11.1	35	12.6	8.4	15.1
Finland	23.1	7.1	16.0	31	3.9	3.4	4.1
Sweden	61.9	15.3	46.6	25	4.3	-1.2	6.3
United Kingdom	374.5	167.4	207.2	45	5.7	19.2	-3.2
Iceland	8.3	7.3	1.0	88	-7.6	-5.8	-18.4
Liechtenstein	0.2	0.2	0.0	98	5.3	5.9	-19.3
Norway	30.3	8.8	21.5	29	-10.4	-12.9	-9.3
Switzerland***	55.3	26.7	28.6	48	:	:	:
Montenegro***	4.2	3.8	0.4	89	:	:	:
North Macedonia	2.2	1.5	0.7	68	3.5	5.5	-0.5
Serbia	9.3	3.7	5.7	40	6.4	7.8	5.5
Kosovo****	0.3	0.2	0.1	67	15.5	11.2	25.7

Figures may not add up due to rounding.

: Data not available

* EU aggregate estimated for the purpose of this publication using available data

** 2018 data instead of 2019, and low reliability

*** 2018 data instead of 2019

**** This designation is without prejudice to positions on status, and is in line with UNSCR 1244/1999 and the ICJ Opinion on the Kosovo declaration of independence.

Source dataset: [tour_occ_ninat](#)